


WHAT HAPPENS?

WHEN YOU SELECT

PERLA LICHT DESIGN

TO DESIGN

YOUR DREAM HOME



Perla Lichi Design

How We Design Your Home

One Step At a Time

- 1 Initial Meeting
- 2 Agreement
- 3 Site Inspection
- 4 Design Process Begins
- 5 Full Detailed Presentation With Custom Samples
- 6 Approval Process Begins
- 7 Finishing & Detailing
- 8 Receiving & Inspection
- 9 Installation Dates Scheduled
- 10 Installation
- 11 Accessorizing
- 12 Wrap-Up & Celebrate!



Initial Meeting

Your place or ours! This free consultation and planning session is when we discuss your project in depth and learn what your design needs are. We talk about your dreams, your budget, and generally get to know each other so that together we can envision the best design for your home and your lifestyle.

We review your architectural plans, decide on a general direction (Modern, Zen, Fusion...) and learn about any special requests that you may have in mind.

TIPS:

- If you are married, it's important that both of you attend!
- If you have collected pictures or magazine clips of things you like, bring them along!
- Anything you can do to let us know your wishes and dreams will help us determine how best to proceed with your unique project.



Agreement

If we mutually decide that we are a good match, then Perla Lichi Design will present an agreement that details all legal aspects of our agreement and the design fee. This fee is based on the level of design details and/or the square footage of the spaces you want us to design.

Once the Design Fee is paid, you have hired Perla Lichi Design and we will begin work on your project.

Site Inspection

A thorough tour of your existing home or construction site is an essential first step. This onsite tour gives us further understanding of the architectural style and allows us to take detailed measurements and photos that we can take back to the drawing board as we begin to design your interiors.

We will carefully measure all interior architectural aspects that will affect the space planning and the interior design of your home.



Design Process Begins


Your design team, headed by Master Designer Perla Lichi and her top designers, now begins the process of designing your interiors, room by room. Each area of interior design—flooring, ceilings, custom cabinetry, lighting, wall detailing and more—requires special attention and has unique requirements.

As we design, we match your space with your preferred style and color palette ... while giving it the Perla Lichi flair!

Initiating Your Project

With each room design, we will meet and present our concepts to you for approval.

This is our way of insuring that we are on the right track! Once the concepts have been approved, or appropriate changes made, we continue with your design.





Approval Process Begins

We provide custom finish samples, swatches or photos along with three-dimensional renderings for your custom built-in cabinetry so that you can visualize the complete concept. As we review together these drawings and renderings, and all product samples and photos, we both may suggest improvements or alterations until you are completely satisfied.

As you review our selections, moving from room to room, we present proposals for all approved items. Your approval and 50 percent deposit enables us to proceed with ordering.

Finishing & Detailing

Once you approve proposals for paint colors, faux paint effects, custom cabinetry, custom ceilings, custom stairways and other interior detailing, our skilled artisans will begin to build and create your items in their workshops. These are the items that create your backgrounds for living. Careful attention to detail brings your project together.



Receiving & Inspection

A typical home requires 2,000 or more separate items and as we move through your interiors, items that are not part of the background are ordered and shipped to our receiving warehouse where they are inspected and stored until time for installation.

Furniture Delivery & Placement

Every project is unique and can take as little as three months or as long as three or more years. Once all the backgrounds and built-ins have been installed and all items have been received and carefully inspected, we can schedule your installation date. This is when you truly see a light at the end of the tunnel, so to speak, and your “project” starts becoming a home!


Delivery trucks from our receiving warehouse arrive early and under the careful supervision of Perla Lichi Design, all of your new furniture is carefully placed in your home.



Accessorizing

Professional space planning and unique interior detailing insure that every Perla Lichi designed space is exquisite. But no interior design project is ever complete without the finishing touches of art and accessories!

A home that is completely designed and installed will still look unfinished without the right accessories.





We bring artwork and accessories to your home and place them for you where we think they look best. You are not obligated to purchase any of the art or decorative accessories until you fall in love with how they look in your home.

Wrap-Up and Celebrate!

At this point, you are ready to start enjoying your beautiful new environment. Welcome home!

It's time to call family, friends and neighbors to show off your dream home! Bring out the champagne!



Welcome Home!



7381 West Sample Road
Coral Springs, FL 33065
954.726.0899

www.perlalichi.com
info@perlalichi.com

